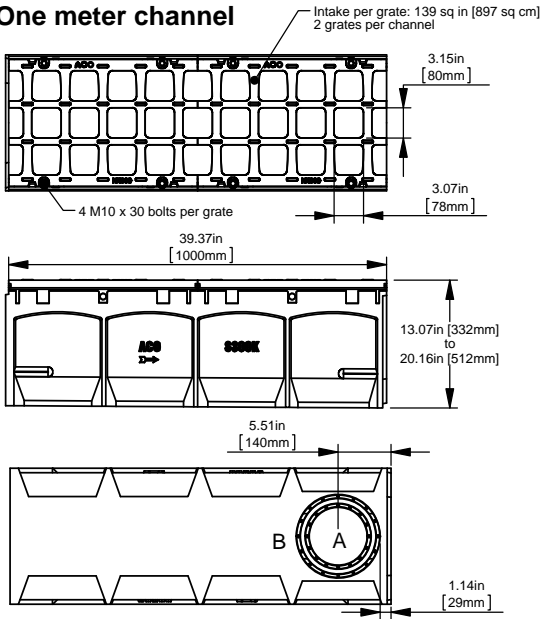
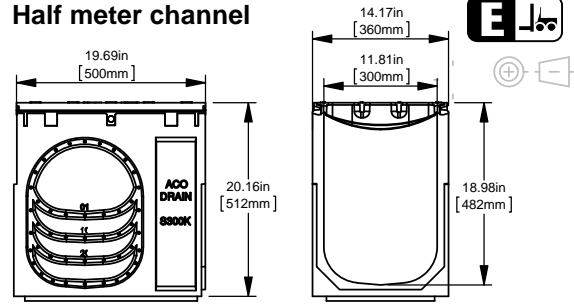


TrafficDrain TD300-U / TD3U

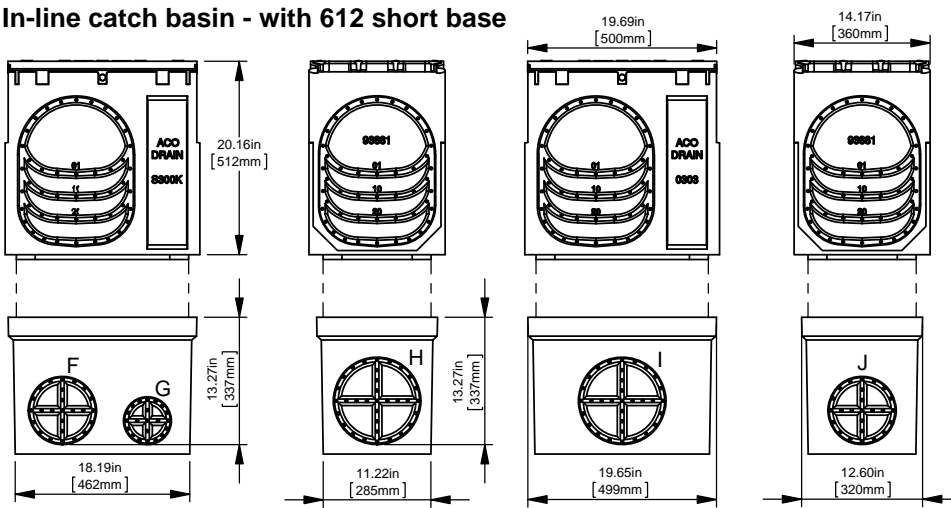
One meter channel



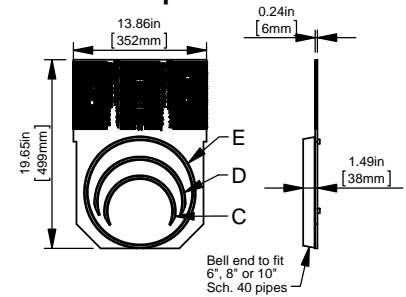
Half meter channel



In-line catch basin - with 612 short base



End Cap



Outlet flow rates

Outlet	Product	Outlet size (Sch. 40)	Invert Depth (in)	GPM	CFS
A	Bottom outlet - TD3U-00	6" round	11.89	426	0.94
A	Bottom outlet - TD3U-030U	6" round	18.89	533	1.18
B	Bottom outlet - TD3U-030U	8" round	11.89	758	1.68
B	Bottom outlet - TD3U-030	8" round	18.98	948	2.11
C	Outlet cap - TD3U-0001	6" round	11.89	370	0.82
C	Outlet cap - TD3U-030	6" round	18.98	489	1.08
D	Outlet cap - TD3U-5	8" round	13.07	656	1.46
D	Outlet cap - TD3U-030	8" round	18.98	842	1.87
E	Outlet cap - TD3U-13	10" round	14.96	1073	2.39
E	Outlet cap - TD3U-030	10" round	18.98	1271	2.83
F	TD3-900 - 612"	6" round	33.43	673	1.50
G	TD3-900 - 612"	4" round	33.43	304	0.68
H	TD3-900 - 612"	8" round	33.43	1177	2.62
I	TD3-900 - 612"	8" round	33.43	1177	2.62
J	TD3-900 - 612"	6" round	33.43	673	1.50
K	TD3-900 - 614"	6" round	33.15	560	1.25
L	TD3-900 - 614"	6" round	47.33	810	1.80
M	TD3-900 - 614"	4" round	47.33	360	0.80
N	TD3-900 - 614"	4" round	31.77	298	0.66
O	TD3-900 - 614"	8" round	47.33	1417	3.16
P	TD3-900 - 614"	6" round	33.15	560	1.25
Q	TD3-900 - 614"	8" round	47.33	1417	3.16
R	TD3-900 - 614"	4" round	32.16	298	0.66
S	TD3-900 - 614"	6" round	47.33	810	1.80

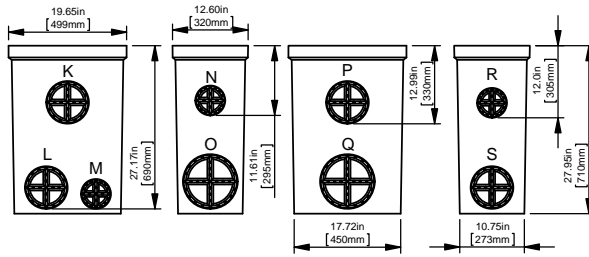
Note: These are pipe flows are the specific outlet, NOT channel flow rates.
*Catch basin flow rates are without trash bucket - using trash bucket reduces flow.

www.ACOInfrastructure.us

ACO Specification Information



614 deep base



Total capacity of in-line catch basin with 612 base = 27.0 gallons
 Total capacity of in-line catch basin with 614 base = 36.0 gallons

TD3U-00 Neutral channel 39.37" (1m)	96962	11.89	302	207.5
TD3U-1 Sloped channel 39.37" (1m)	96963	12.13	308	208.1
TD3U-2 Sloped channel 39.37" (1m)	96964	12.36	314	209.4
TD3U-3 Sloped channel 39.37" (1m)	96965	12.60	320	210.8
TD3U-4 Sloped channel 39.37" (1m)	96966	12.83	326	212.1
TD3U-5 Sloped channel 39.37" (1m)	96967	13.07	332	213.4
TD3U-6 Sloped channel 39.37" (1m)	96968	13.31	338	214.7
TD3U-7 Sloped channel 39.37" (1m)	96969	13.54	344	216.1
TD3U-8 Sloped channel 39.37" (1m)	96970	13.78	350	217.4
TD3U-9 Sloped channel 39.37" (1m)	96971	14.02	356	218.7
TD3U-10 Sloped channel 39.37" (1m)	96972	14.25	362	220.0
TD3U-010 Neutral channel 39.37" (1m)	96973	14.25	362	220.7
TD3U-11 Sloped channel 39.37" (1m)	96975	14.49	368	221.3
TD3U-12 Sloped channel 39.37" (1m)	96976	14.72	374	222.7
TD3U-13 Sloped channel 39.37" (1m)	96977	14.96	380	224.0
TD3U-14 Sloped channel 39.37" (1m)	96978	15.20	386	225.3
TD3U-15 Sloped channel 39.37" (1m)	96979	15.43	392	226.6
TD3U-16 Sloped channel 39.37" (1m)	96980	15.67	398	228.0
TD3U-17 Sloped channel 39.37" (1m)	96981	15.91	404	229.3
TD3U-18 Sloped channel 39.37" (1m)	96982	16.14	410	230.6
TD3U-19 Sloped channel 39.37" (1m)	96983	16.38	416	231.9
TD3U-20 Sloped channel 39.37" (1m)	96984	16.61	422	233.2
TD3U-020 Neutral channel 39.37" (1m)	96985	16.61	422	234.6
TD3U-21 Sloped channel 39.37" (1m)	96987	16.85	428	234.6
TD3U-22 Sloped channel 39.37" (1m)	96988	17.09	434	235.9
TD3U-23 Sloped channel 39.37" (1m)	96989	17.32	440	237.2
TD3U-24 Sloped channel 39.37" (1m)	96990	17.56	446	238.5
TD3U-25 Sloped channel 39.37" (1m)	96991	17.80	452	239.9
TD3U-26 Sloped channel 39.37" (1m)	96992	18.03	458	241.2
TD3U-27 Sloped channel 39.37" (1m)	96993	18.27	464	242.5
TD3U-28 Sloped channel 39.37" (1m)	96994	18.50	470	243.8
TD3U-29 Sloped channel 39.37" (1m)	96995	18.74	476	245.2
TD3U-30 Sloped channel 39.37" (1m)	96996	18.98	482	246.5
TD3U-030 Neutral channel 39.37" (1m)	96997	18.98	482	249.1
TD3U-0303 Neutral channel 19.69" (0.5m)	97013	18.98	482	141.0
TD3U-900 Catch basin top - 19.69" (0.5m)	96998	-	-	130.0
Type 612 Catch basin base - short	01614	-	-	57.1
Type 614 Catch basin base - deep	05641	-	-	102.3
600 Series plastic trash bucket - short	98653	-	-	2.9
600 Series plastic trash bucket - deep	98665	-	-	3.9
Closing/outlet end cap	98132	-	-	8.0

Notes:

1. Channels come with preformed 6" & 8" drill-outs on underside of each channel (except for TD3-0303).
2. Inverts shown are for the male end; for female invert depth subtract 6mm (-0.24") from the male invert (except for neutral channels, where both inverts are the same).
3. To calculate the overall channel depth add 30mm (-1.18") to invert depth.
4. End cap can be cut down to suit all channel sizes.
5. Compliant with TXDOT spec requirements and listed on TXDOT QPL.

Specifications

Water absorption	0.07%
Frost proof	YES
Salt proof	YES
Dilute acid and alkali resistant	YES

Grates

Grates shall be ductile iron to ASTM A536, minimum grade 65-45-12.

General

The surface drainage system shall be ACO TraffikDrain TD300 complete with gratings secured with M10x30 bolts.

Materials

The trench system bodies shall be manufactured from polyester polymer concrete with the minimum properties as follows:

Compressive strength: 14,000 psi
 Flexural strength: 4,000 psi

The nominal clear opening should be 12" (300mm) with overall width of 14.17" (360mm). Pre-cast units shall be manufactured with either an invert slope of 0.6% or with neutral invert and have a wall thickness of at least 0.67" (16mm). Each unit will feature a male to female interconnecting end profile. Units shall have horizontal cast in anchoring keys on the outside wall to ensure maximum mechanical bond to the surrounding bedding material and pavement surface. The ductile iron edge rail will be integrally cast in by the manufacturer to ensure maximum homogeneity between polymer concrete body and edge rail. Each edge rail shall be at least 1/4" (6mm) thick.

Installation

The trench drain system shall be installed in accordance with the manufacturer's installation instructions and recommendations.

ACO, Inc.

Northeast Sales Office
 9470 Pinecone Dr.
 Mentor, OH 44060
 Tel: (440) 639-7230
 Toll Free: (800) 543-4764
 Fax: (440) 639-7235

West Sales Office
 825 West Beechcraft St.
 Casa Grande, AZ 85122
 Tel: (520) 421-9988
 Toll Free: (888) 490-9552
 Fax: (520) 421-9899

Southwest Sales Office
 4211 Pleasant Road.
 Fort Mill, SC 29708
 Tel: (800) 543-4764
 Fax: (803) 802-1063

Follow us on



Electronic Contract:
 info@ACODrain.us
 www.ACODrain.us