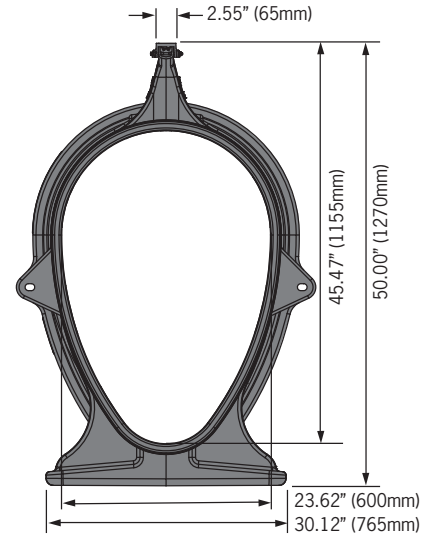
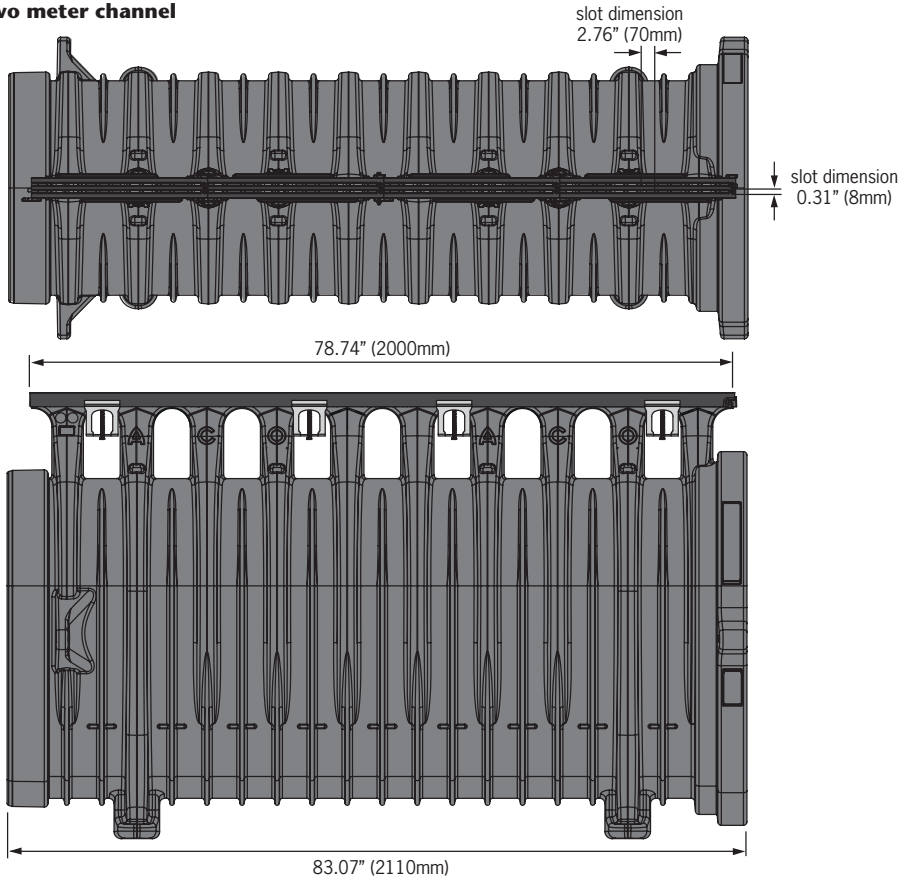
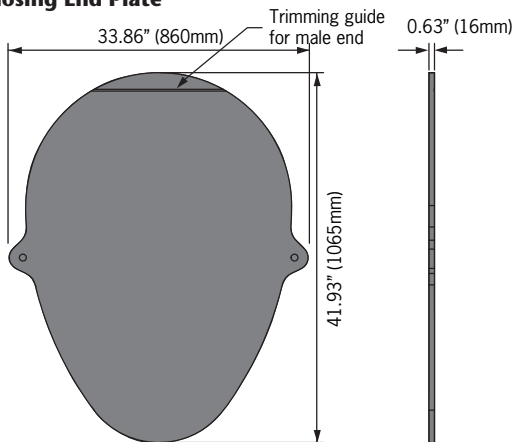


Qmax - 600 channel with Q-Guard ductile iron rail

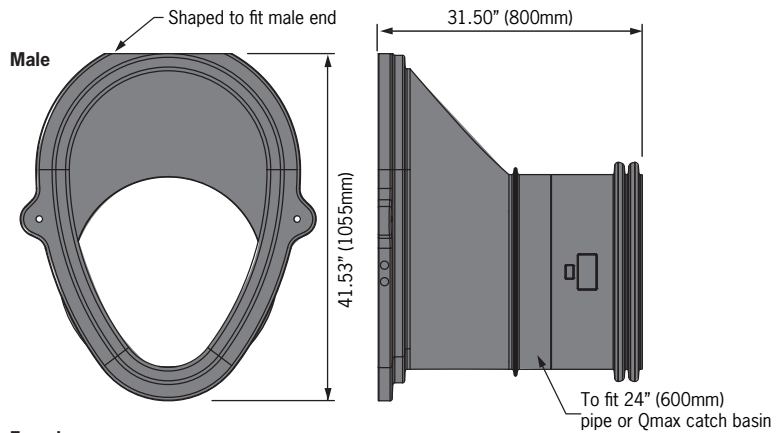
Two meter channel



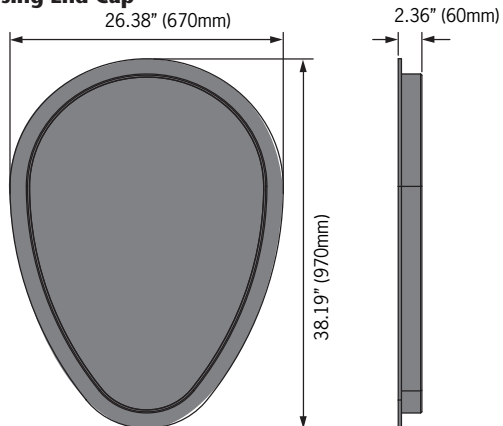
Closing End Plate



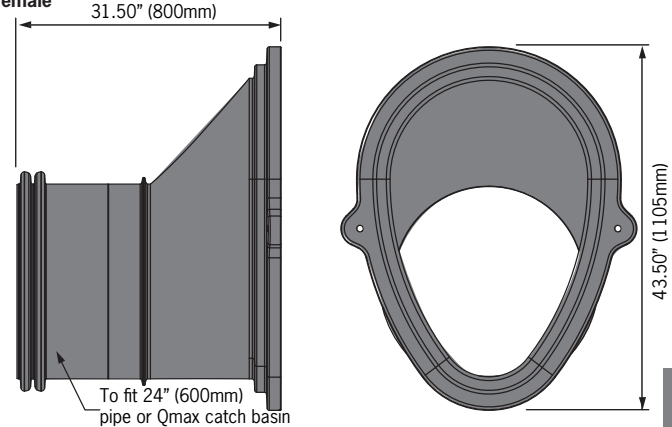
Outlet flume/catch basin connectors



Closing End Cap



Female



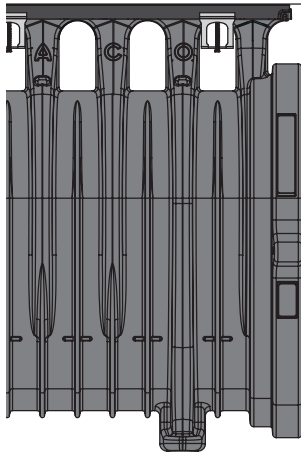
ACO INFRASTRUCTURE

Qmax - 600 channel with Q-Guard ductile iron rail

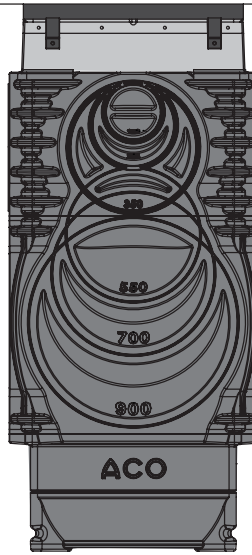


Description	Part	Invert	Wgt
	No	inches	lbs
Qmax® 600 channel with Q-Guard ductile iron rail - 78.75" (2000mm)	32841	45.47	145.9
Accessories			
Qmax® 600 Closing end plate (Fits male or female end of uncut channels)	32845	-	21.6
Qmax® 600 Closing end cap (Easy push fit cap for cut channel ends)	32888	-	10.8
Qmax® 600 Outlet flume/catch basin connector (male)	44364	-	27.1
Qmax® 600 Outlet flume/catch basin connector (female)	44365	-	27.5

Typical Qmax 600 connection to catch basin



Qmax 600 channel



Qmax Catch Basin (tall)
-see appropriate Spec Info

Outlet flume/catch basin
connector (female)

Specifications

General

The surface drainage system shall be ACO Qmax 600 with ductile iron Q-Guard ADA compliant top as manufactured by ACO Polymer Products, Inc. or equal approved.

Materials

The trench system bodies shall be manufactured from medium density polyethylene with:

Compressive strength: 8,450 psi
Flexural strength: 2,224 psi
Water absorption 0.31%

The nominal clear opening shall be 23.62" (600mm) with unit overall width of 33.86" (860mm). Units shall be manufactured with a neutral invert of 45.47" (1155mm). Each unit will feature a full radius in the channel bottom and a male to female interconnecting end profile, a rubber seal shall be fitted to the bell end of the channel unit. Units shall have molded anchoring features on the outside wall to ensure maximum mechanical bond to the surrounding bedding material and pavement surface.

Grate Unit

Grates shall be factory fitted to MDPE bodies to provide a monolithic unit. Water intake area per 2 meter unit will be 33.87in² (21,850mm²)

Catch Basin

See appropriate spec info for catch basin information.

Installation

The trench drain system shall be installed in accordance with the manufacturer's installation instructions and recommendations.

ACO Polymer Products, Inc.

Northeast Sales Office
P.O. Box 245
Chardon, OH 44024
Tel: (440) 285-7000
Toll free: (800) 543-4764
Fax: (440) 285-7005

West Sales Office
P.O. Box 12067
Casa Grande, AZ 85130
Tel: (520) 421-9988
Toll Free: (888) 490-9552
Fax: (520) 421-9899

Southeast Sales Office
4211 Pleasant Road
Fort Mill, SC 29708
Toll free: (800) 543-4764
Fax: (803) 802-1063



Electronic Contact:
info@acousa.com
www.acousa.com



© July 24, 2013 ACO Polymer Products, Inc. This information is believed to be accurate but it is not guaranteed to be so. We cannot assume liability for results that buyer obtains with our product since conditions of use are beyond the control of the company. It is the customer's responsibility to evaluate suitability and safety of product for his own use. ACO Polymer Products Inc. reserves the right to change the product and specifications without notice. Reorder RD035