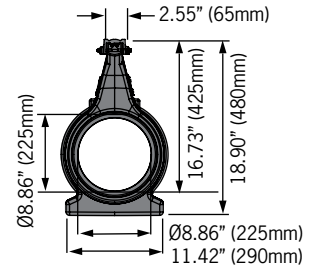
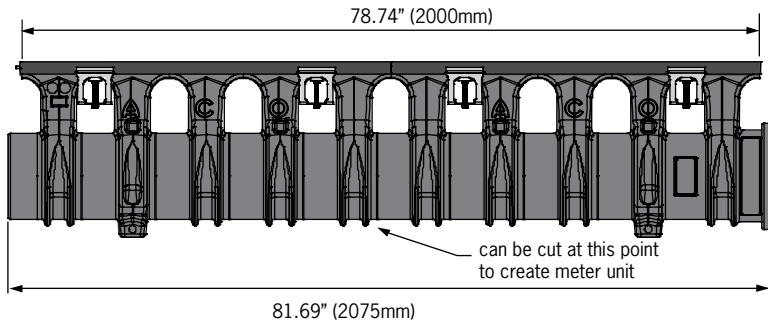
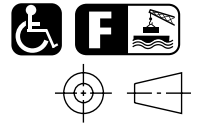
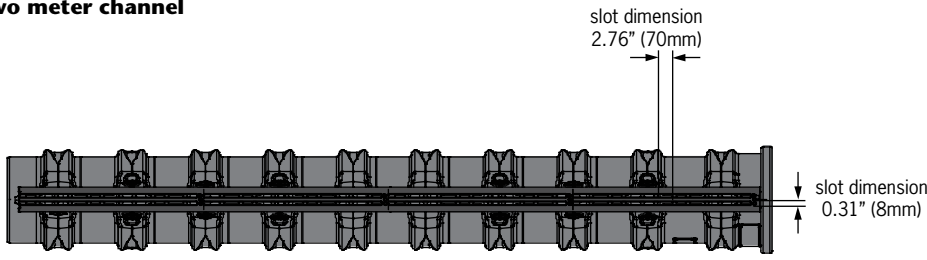
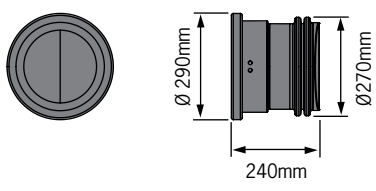


**Qmax - 225 channel with Q-Guard ductile iron rail**

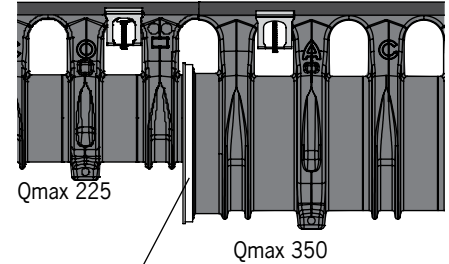
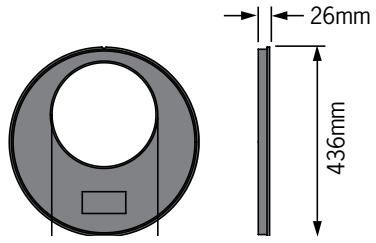
**Two meter channel**



**End Cap**



**Qmax 225 to Qmax 350 system connector plate**



System connector plate (white for illustration only)

*ACO Specification Information*

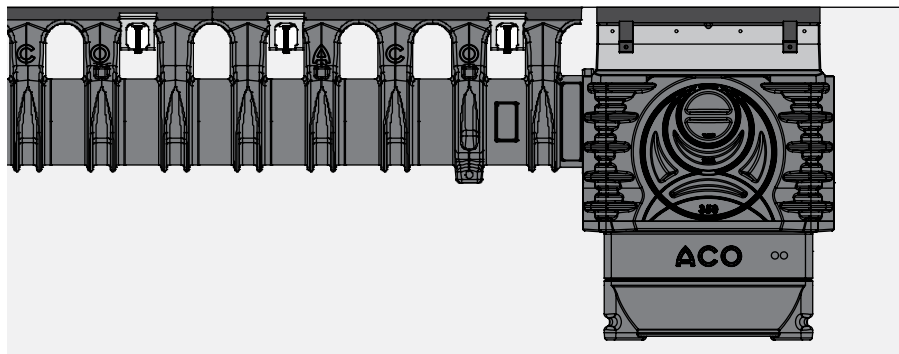


Qmax - 225 channel with Q-Guard ductile iron rail



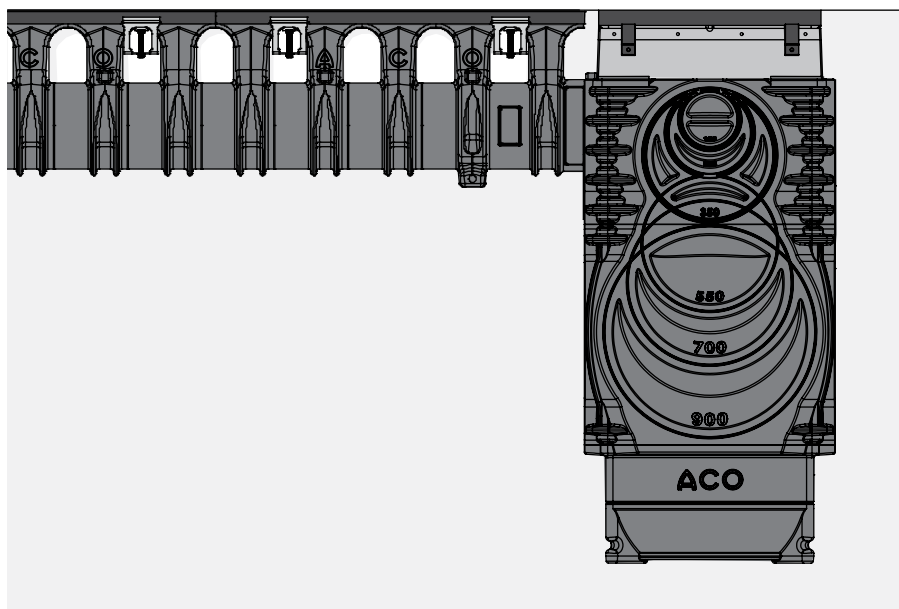
Description	Part No	Invert inches	Wgt lbs
Qmax® 225 channel with Q-Guard ductile iron rail - 78.75" (2000mm)	32801	16.73	55.0
<b>Accessories</b>			
Qmax 225 End cap assembly	42221	-	3.1
Qmax 225 to Qmax® 350 System connector plate	32880	-	1.8

Typical Qmax 225 connection to catch basin



Qmax 225 channel

Qmax Catch Basin (short)  
-see appropriate Spec Info



Qmax 225 channel

Qmax Catch Basin (deep)  
-see appropriate Spec Info

Specifications

General

The surface drainage system shall be ACO Qmax 225 with ductile iron Q-Guard ADA compliant top as manufactured by ACO, Inc. or equal approved.

Materials

The trench system bodies shall be manufactured from medium density polyethylene with:

Compressive strength: 8,450 psi  
Flexural strength: 2,224 psi  
Water absorption 0.31%

The nominal clear opening shall be 8.86" (225mm) with unit overall width of 11.42" (290mm). Units shall be manufactured with a neutral invert of 16.73" (425mm). Each unit will feature a full radius in the channel bottom and a male to female interconnecting end profile, a rubber seal shall be fitted to the bell end of the channel unit. Units shall have molded anchoring features on the outside wall to ensure maximum mechanical bond to the surrounding bedding material and pavement surface.

Grate Unit

Grates shall be factory fitted to MDPE bodies to provide a monolithic unit. Water intake area per 2 meter unit will be 33.87in<sup>2</sup> (21,850mm<sup>2</sup>)

Catch Basin

See appropriate spec info for catch basin information.

Installation

The trench drain system shall be installed in accordance with the manufacturer's installation instructions and recommendations.

ACO Specification Information

**ACO, Inc.**  
**Northeast Sales Office**  
9470 Pinecone Drive  
Mentor, OH 44060  
Tel: (440) 639-7230  
Toll free: (800) 543-4764  
Fax: (440) 639-7235

**West Sales Office**  
825 W. Beechcraft St.  
Casa Grande, AZ 85122  
Tel: (520) 421-9988  
Toll Free: (888) 490-9552  
Fax: (520) 421-9899

**Southeast Sales Office**  
4211 Pleasant Road  
Fort Mill, SC 29708  
Toll free: (800) 543-4764  
Fax: (803) 802-1063



**Electronic Contact:**  
info@acousa.com  
www.acousa.com



© April 2018, ACO, Inc. This information is believed to be accurate but it is not guaranteed to be so. We cannot assume liability for results that buyer obtains with our product since conditions of use are beyond the control of the company. It is the customer's responsibility to evaluate suitability and safety of product for his own use. ACO, Inc. reserves the right to change the product and specifications without notice. Reorder RD019